

Extend Analytics Access with Distribution of Tailored Content

Today's Session

Key Topics

- **Advanced Formats**
- **Advanced Destinations**
- **Selective Page Distribution**
- **Scheduling**

- **Q&A** – see webinar console



Today's Presenters



Peter Warren

Account Manager
APOS



Fred Walther

Senior Solution Consultant
APOS

Who is APOS?

- Formed in 1992
- Enabling BI platform management, administration, migration, governance and compliance
- Simplifying, automating, extending SAP BusinessObjects and SAP Analytics Cloud
- Strategic SDK development and consulting
- Hundreds of customers globally



APOS



**SAP
BusinessObjects**



Hybrid BI



**SAP
Analytics Cloud**



HOUSEKEEPING



You will have access to the **slides** via email



You will get the **recording** within 24 hours



Tell us how we did in the **survey**

SAC Analytics



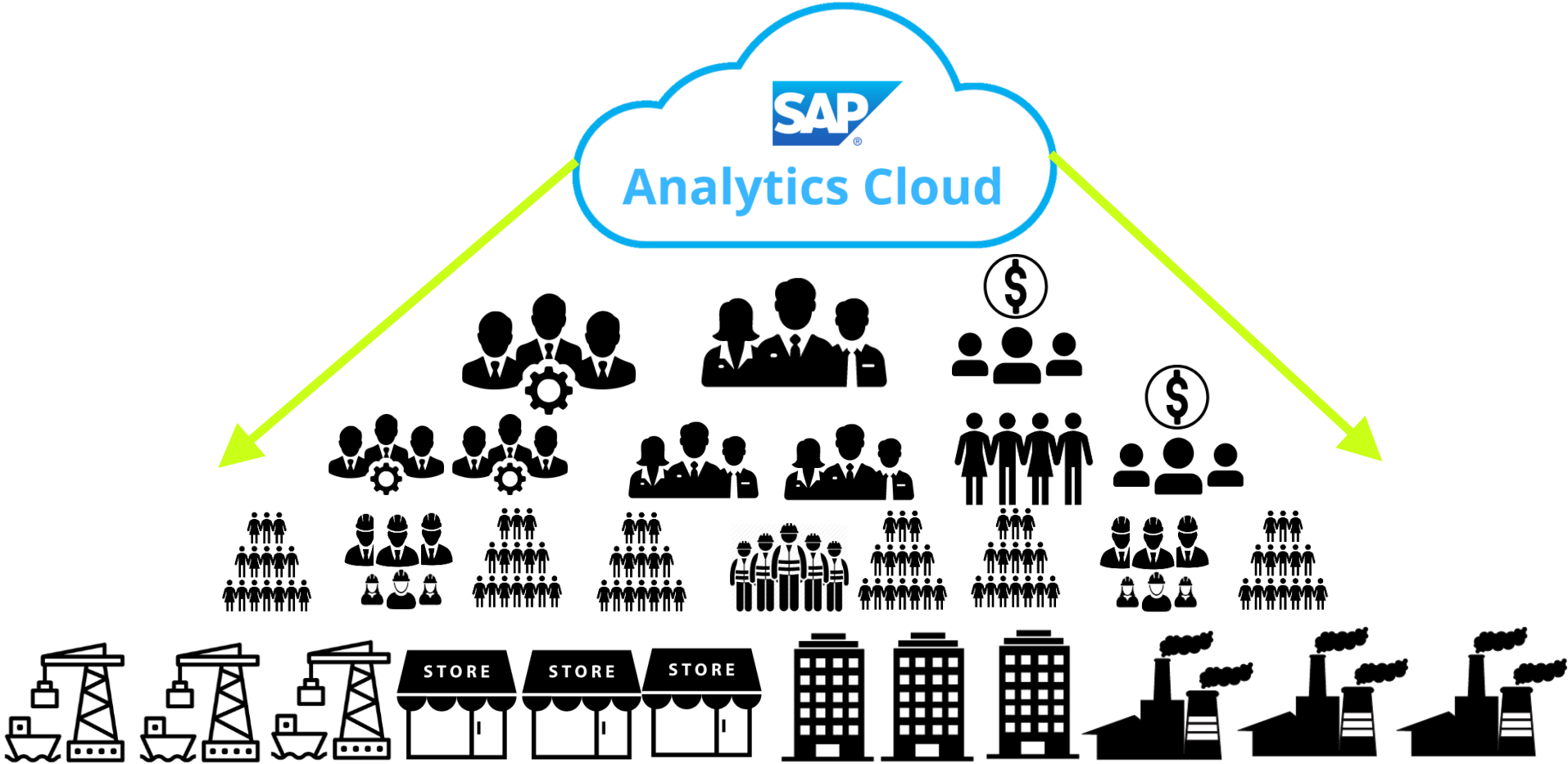
Extend Analytics



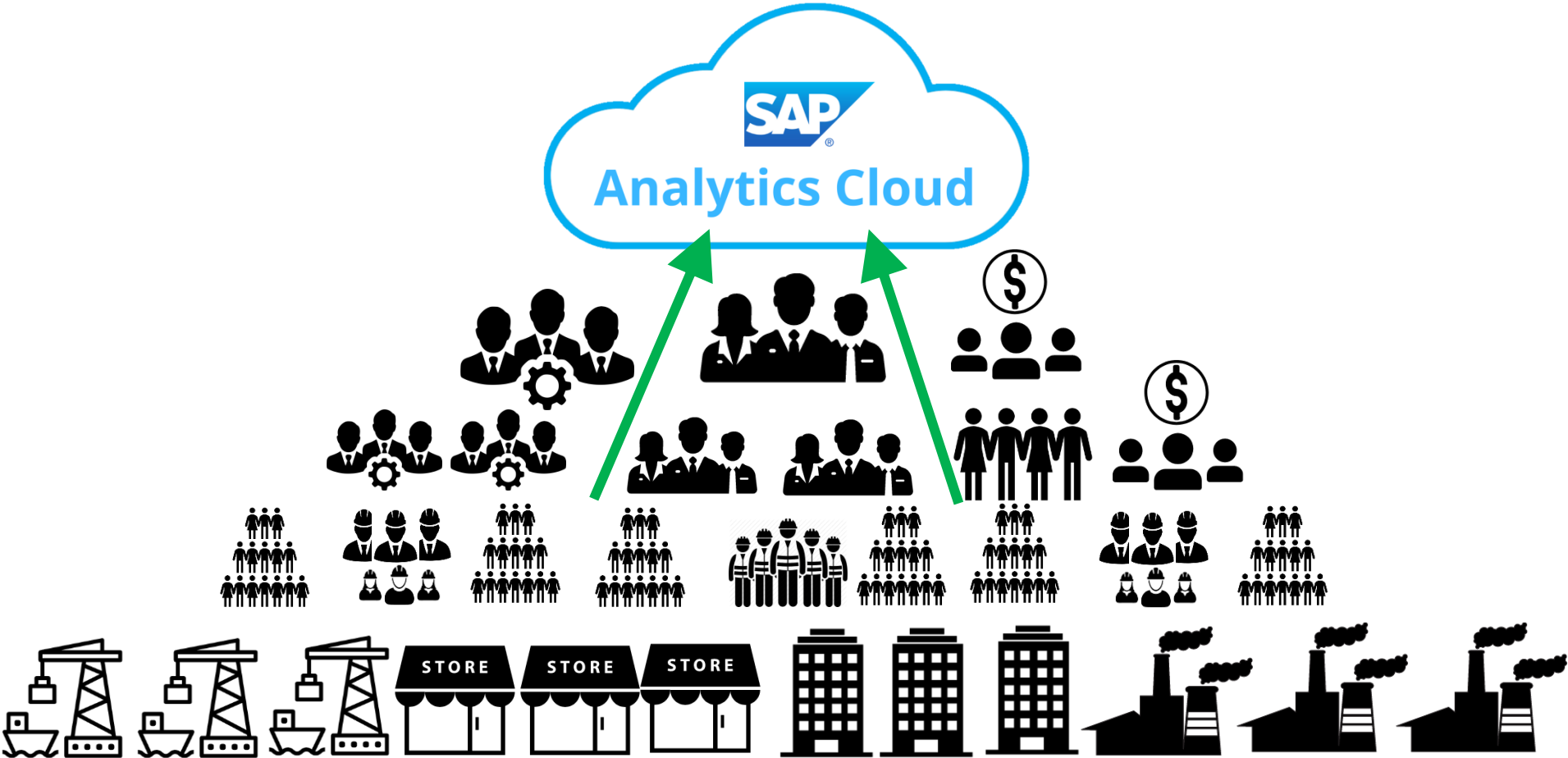
Extend Analytics



Extend Analytics



Extend Analytics



Extend Analytics

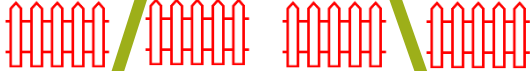


Remote / Connectivity

External Users
Suppliers
Customers

Workflow Expectations

Extend SAC Analytics



External Users
Suppliers
Customers

Workflow Expectations

Remote Workforce

Extend SAC Analytics





EXTEND
SAP ANALYTICS



Fred Walther
Senior Solution Consultant
APOS



APOS Publisher for Cloud



APOS Publisher for Cloud is a software solution that generates tailored versions of report content from SAP Analytics Cloud, and then distributes that analytics content out to targeted users and locations.

The solution functions to broadcast personalized analytics to the right people, at the right time, and in the right format.



Extend SAC Content Access



Selective Page Distribution

Advanced Formats

Advanced Destinations

Scheduling



Extend SAC Content Access

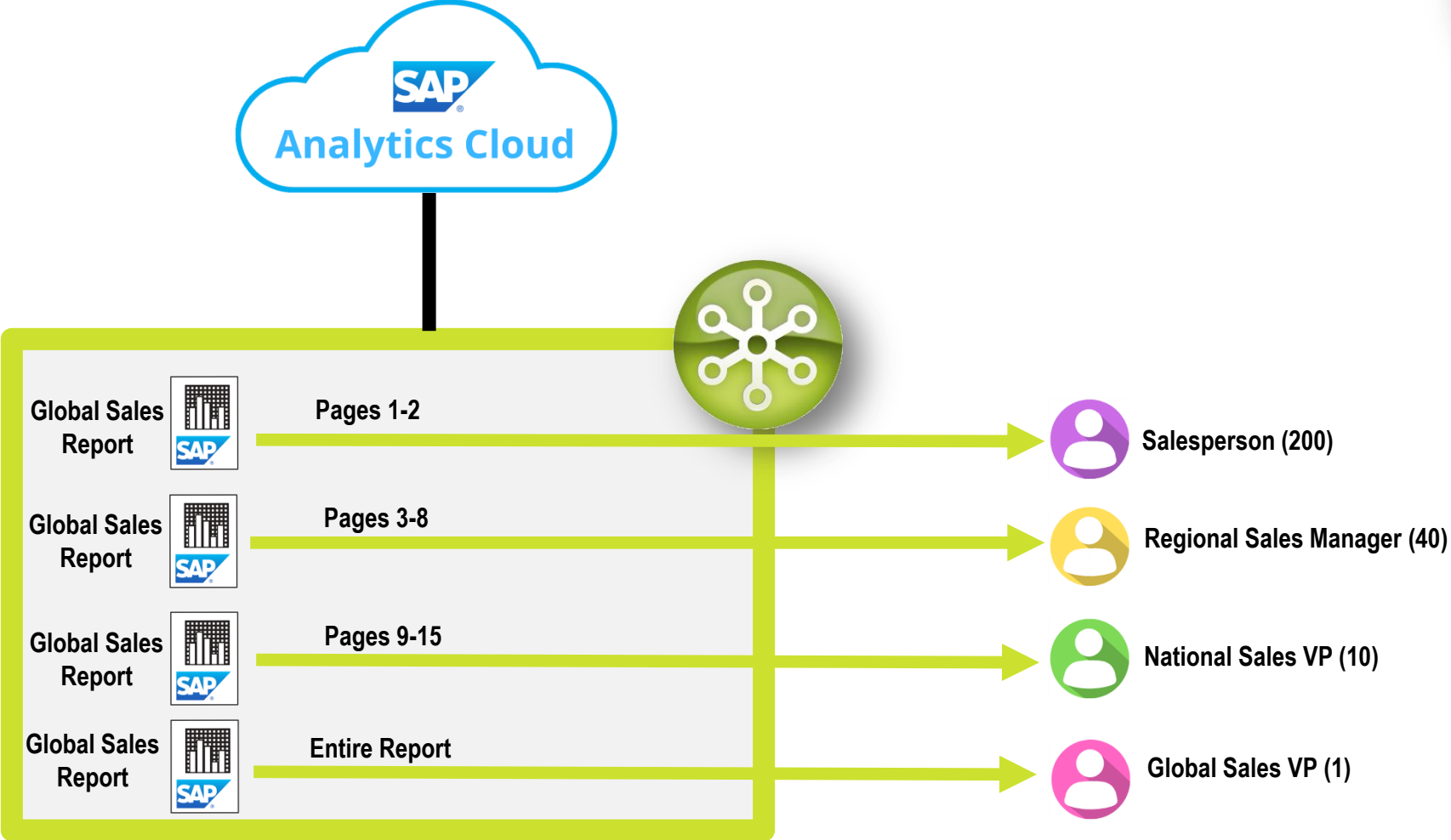


Selective Page Distribution

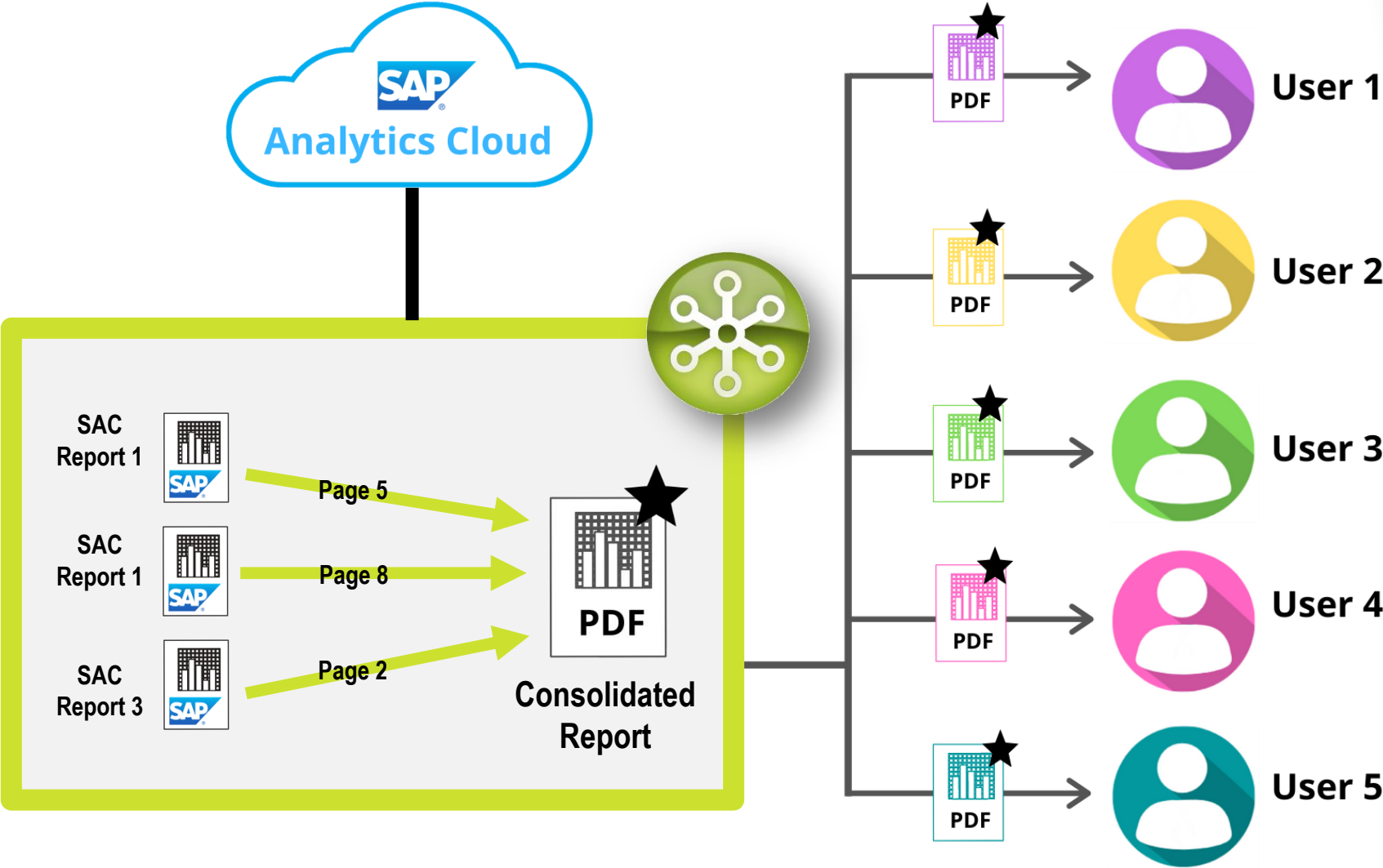
- Granular control of content
- Personalized content for each user



Selective Control of Pages



Selective Control of Pages



Selective Page Distribution



Export Story As...

▼ File Type

PDF

▼ Page Layout / Settings

General Settings

Page Range

All

Range:

Include Report pages in export i

Enable export in the background i

Insert Appendix

Grid Pages Settings

Content Per Page

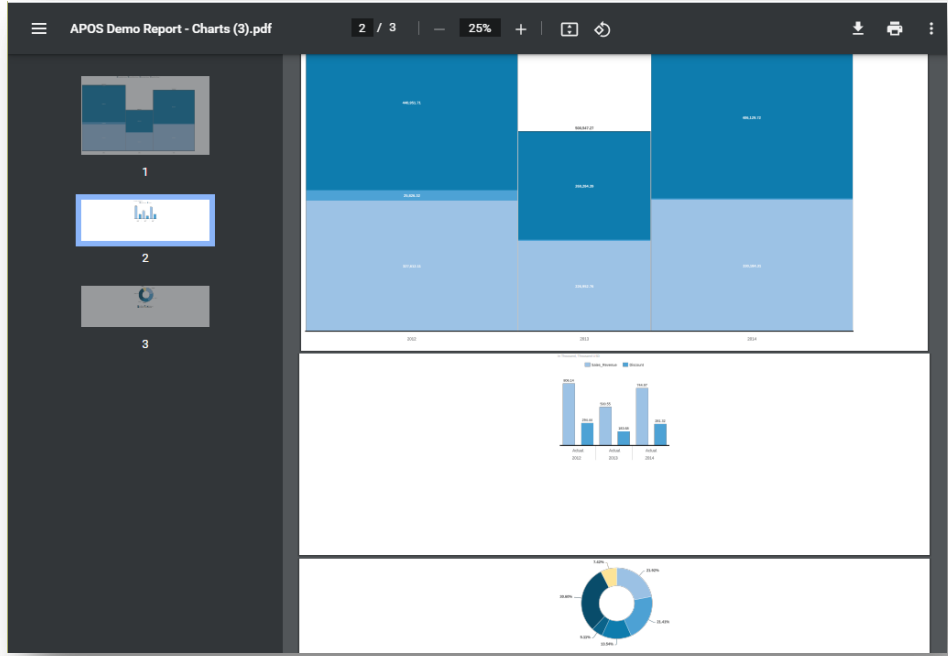
Use Whole Grid

Split Grid into Pages:

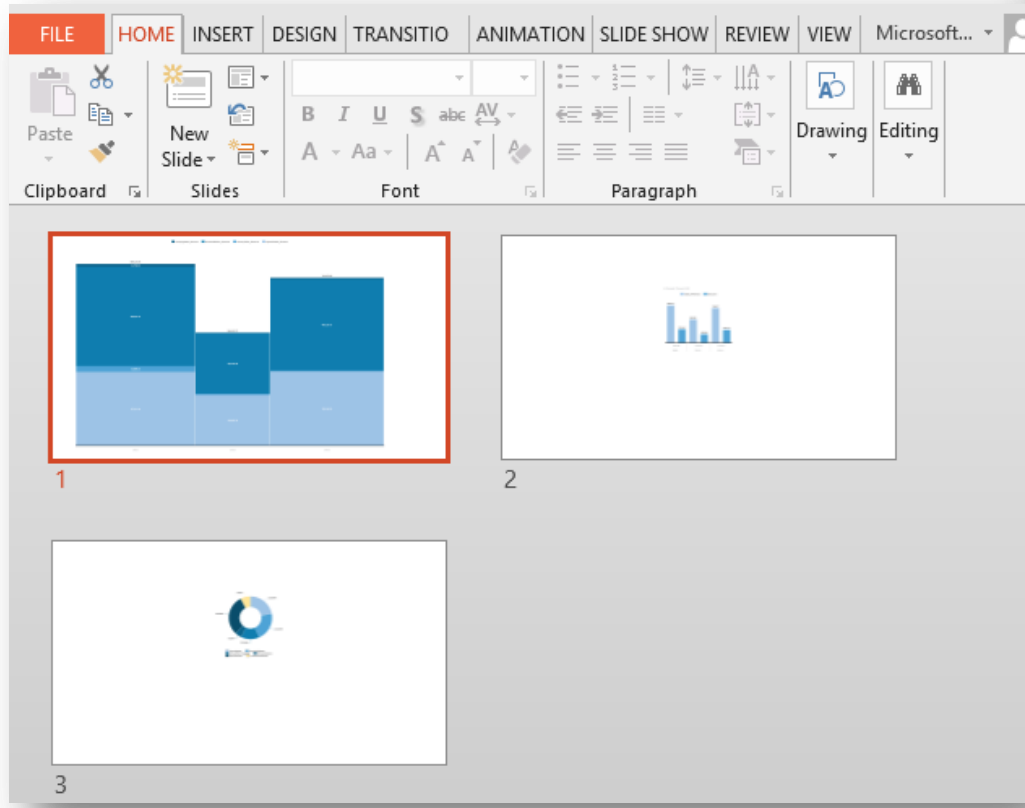
Columns	Rows
<input type="text" value="e.g. 10"/>	<input type="text" value="e.g. 20"/>
<input type="checkbox"/> Use all Columns	<input type="checkbox"/> Use all Rows

Natively in Analytics Cloud, you must manually export the story content.

Selective Page Distribution



OR



The output contains the information of only one story.



Selective Page Distribution



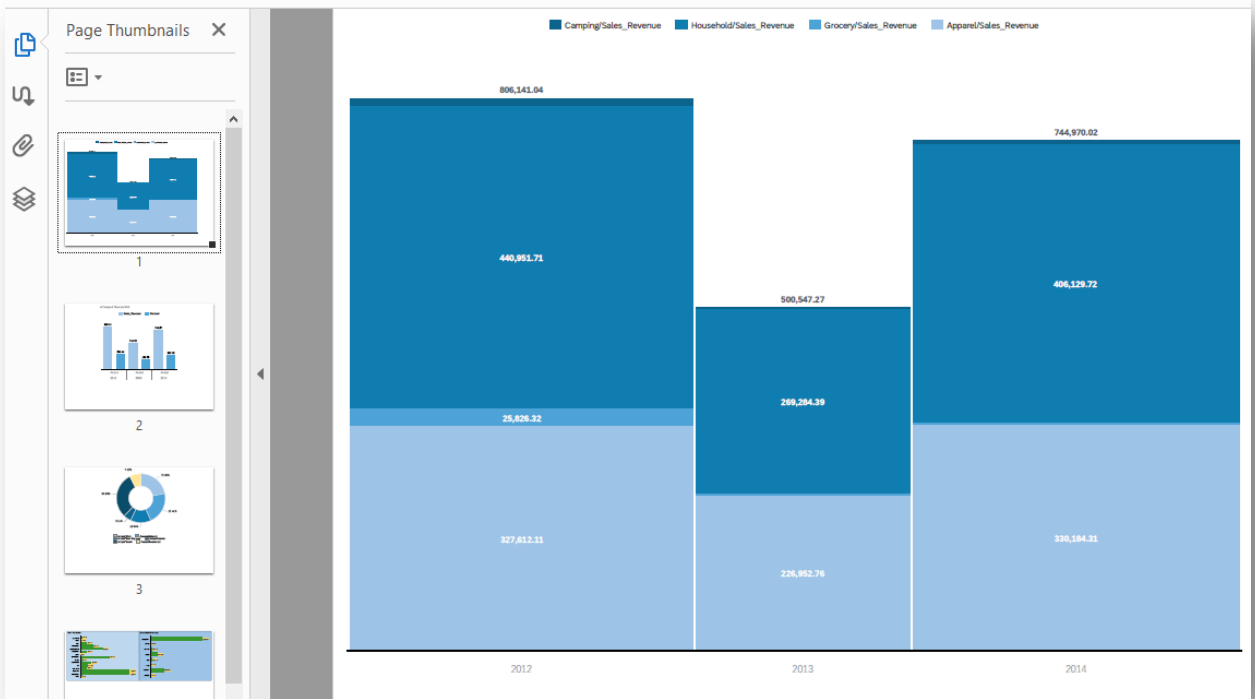
1 Fred's Sample Power Point Template.

2 Sales Chart from story 1

3 Discounts from story 1

4 Product Chart from story 2

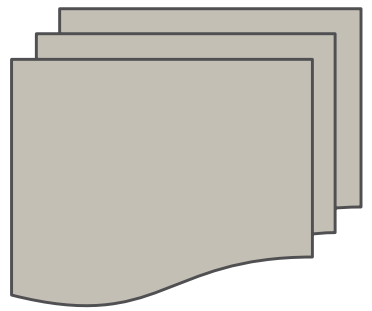
With Publisher for Cloud, multiple pages from multiple stories can be combined into one document



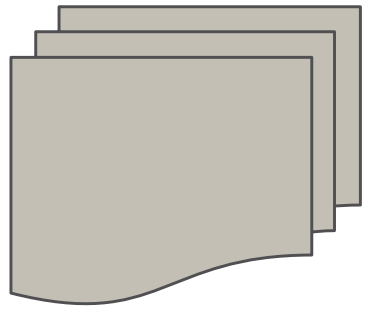
Selective Page Distribution



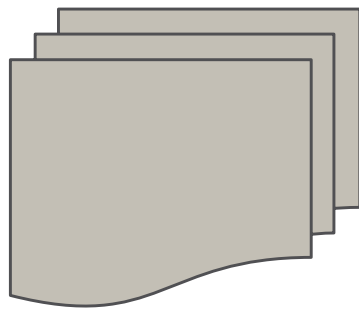
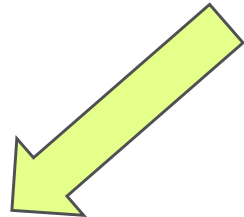
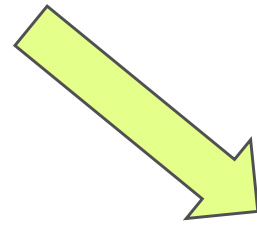
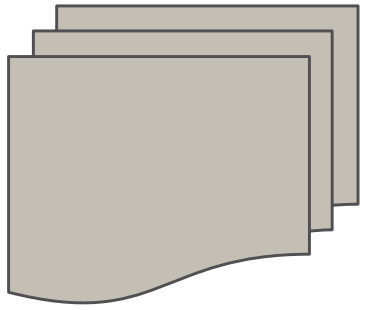
Story 1 – Selected Pages



Story 2 – Selected Pages



Story 3 – Selected Pages



Final Output – Consolidated document that is unique for each recipient

Customer Success

Precision Drilling - Top-ranked oil and gas drilling contractor with both North American and international operations to provide a wide range of oil and gas drilling services and other related services.

- Daily costing reports are sent out each morning to drilling site managers
- Drill site specific data on previous day costs
- Enables managers to better assess and implement current day cost control measures



 **APOS**
CUSTOMER SUCCESS STORY

 **Precision**
DRILLING

FOCUS CUSTOMER - PRECISION DRILLING

Precision Drilling (Precision) is an international Oil and Gas drilling contractor focused on delivering maximum efficiency, helping its customers minimize risk, reduce well costs and generate returns on their investments. They provide safe, consistent, repeatable and reliable service with the full support of the entire Precision team.



CHALLENGE

Precision successfully deployed SAP Analytics Cloud as their primary platform for analytics, however connectivity restrictions presented challenges for rig supervisors to access strategic management information. This required an effective method to distribute site-specific analysis to field superintendents to support them in controlling daily operational costs.



SOLUTION: APOS PUBLISHER FOR CLOUD

 <h4>DISTRIBUTING RIG-SPECIFIC INFORMATION</h4> <p>Precision gained the ability to provide precisely the information needed by field personnel</p>	 <h4>PERSONALIZED CONTENT TO FIELD PERSONNEL</h4> <p>Precision used SAC story filters with APOS Publisher for Cloud to personalize and simplify</p>	 <h4>AUTOMATED, EASY TO DEPLOY PROCESSES</h4> <p>Precision quickly and easily implemented the dynamic, data-driven processes of APOS Publisher for Cloud to</p>
---	--	--

Extend SAC Content Access

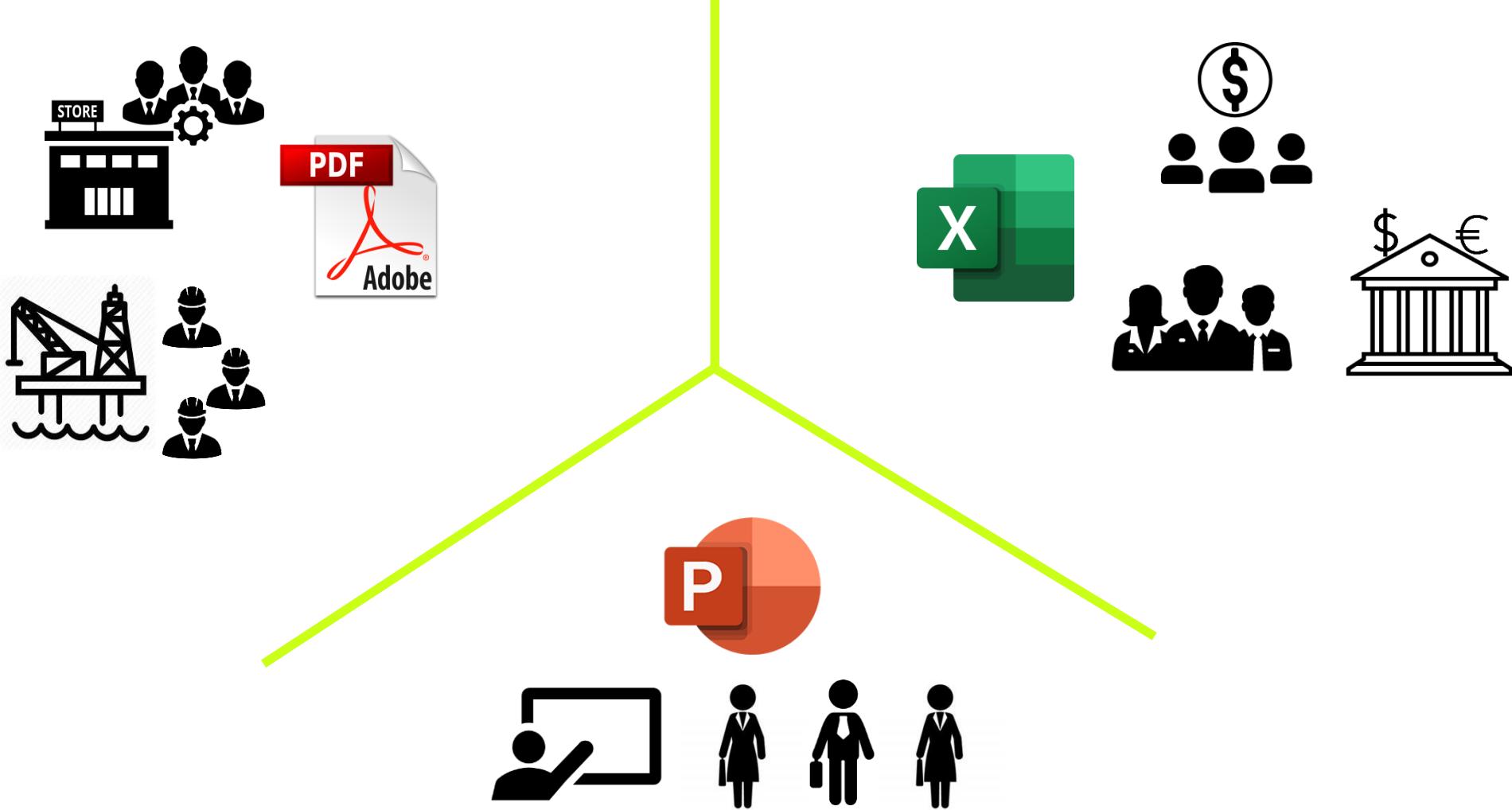


Advanced Formats

- Different Users require content in different formats to simplify their work processes



SAC Content Distribution - Formats



Advanced Formats



Microsoft Office Ribbon: FILE, HOME, INSERT, DESIGN, TRANSITION, ANIMATION, SLIDE SHOW, REVIEW, VIEW, Microsoft...

Clipboard: Paste, New Slide

Font: B, I, U, S, abc, AV, A, Aa, A, A, A

Paragraph: [List of paragraph formatting icons]

Drawing: [Drawing icons]

Editing: [Editing icons]

1 [Stacked bar chart]

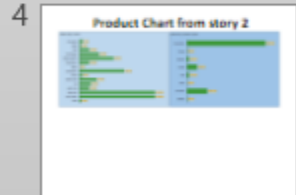
2 [Bar chart]

3 [Pie chart]

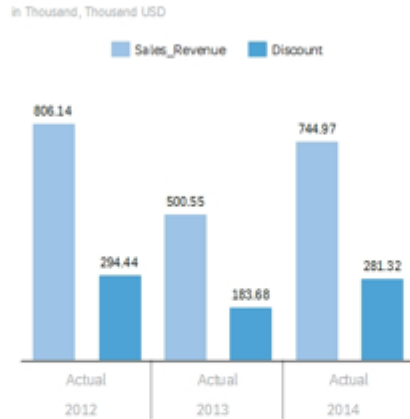
	A	B	C	D	E	F	G
1			Category	Actual	Actual	Actual	Actual
2			Category	Actuals	Actuals	Actuals	Actuals
3			Product_ID_0	Apparel	Grocery	Household	Camping
4	ACCOUNT_AUTO_0	City_ID_9902	Date_0				
5	Price	West	(all)	1,686.68	203.86	1,920.16	196.64
6	Price	West	2012	631.49	71.68	654.78	89.03
7	Price	West	2013	447.58	56.01	565.78	32.15
8	Price	West	2014	607.61	76.17	699.6	75.46
9	Price	Midwest	(all)	1,535.76	262.3	2,311.95	286.65
10	Price	Midwest	2012	700.49	149.53	1,021.2	158.72
11	Price	Midwest	2013	353.2	62.06	573.74	61.66
12	Price	Midwest	2014	482.07	50.71	717.01	66.27
13	Price	New England	(all)	1,260.84	182.37	1,133.99	180.99
14	Price	New England	2012	438.7	45.53	435	73.01
15	Price	New England	2013	362.02	68.8	287.48	57.75
16	Price	New England	2014	460.12	68.04	411.51	50.23
17	Price	Atlantic	(all)	2,137.19	899.42	2,969.55	542.5
18	Price	Atlantic	2012	1,905.97	893.47	2,792.12	533.51
19	Price	Atlantic	2013	88.03	3.33	56.22	5.52



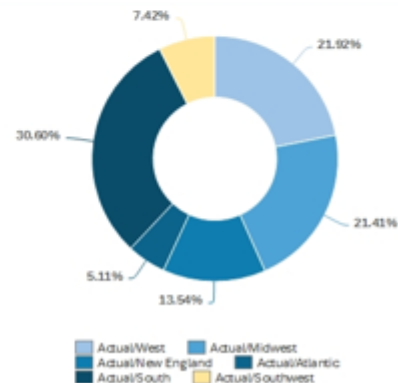
Advanced Formats



Discounts from story 1



Yearly Discounts



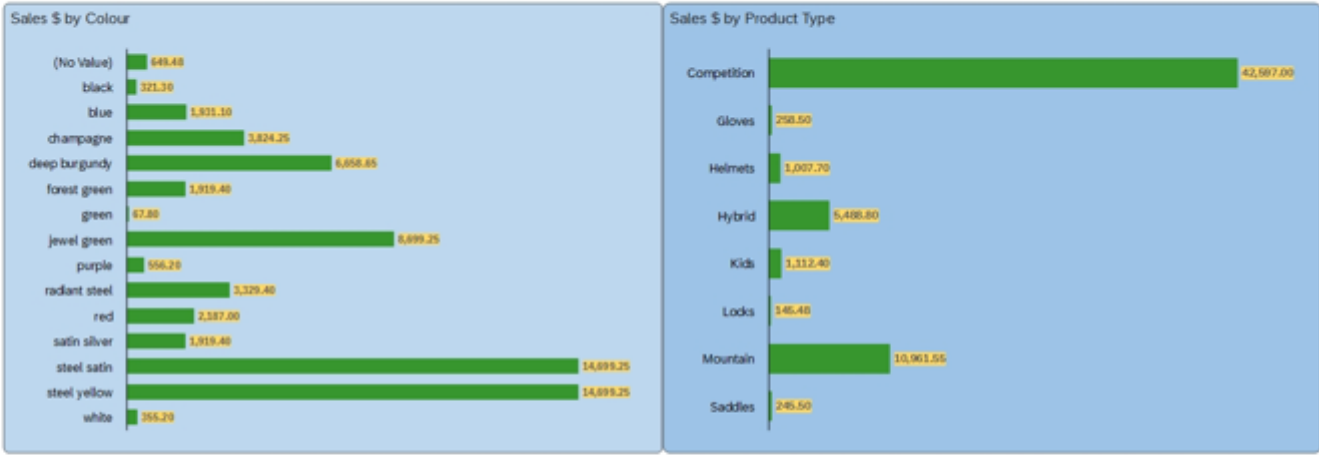
Regional Discounts

Advanced Formats



- 1 
- 2 
- 3 
- 4 

Product Chart from story 2



Advanced Formats



1

2

3

4

Discounts from story 1

Yearly Discounts

APOImage

Regional Discounts

APOImage

Selection

Show All Hide All

- RegionDiscount
- YearlyDiscount
- TextBox 5
- TextBox 2
- Destination Title

The screenshot shows a software interface for editing a story. On the left, there is a vertical list of four thumbnails, with the third one highlighted in red. The main area displays a story layout titled "Discounts from story 1". It contains two large blue rectangular areas, each labeled "APOImage". The top area is labeled "Yearly Discounts" and the bottom area is labeled "Regional Discounts". A yellow arrow points from the "Yearly Discounts" area to the "Selection" panel on the right. The "Selection" panel has "Show All" and "Hide All" buttons, and a list of elements: "RegionDiscount", "YearlyDiscount", "TextBox 5", "TextBox 2", and "Destination Title". Each element in the list has an eye icon to its right, indicating its visibility status.

Advanced Formats



A screenshot of a presentation software interface. On the left is a slide navigation pane with three slides; the second slide is highlighted with a red border. The main area shows a slide titled "Slide with Placeholder Image" with the "APOS" logo in the top right. The slide content is a large blue placeholder image labeled "APOSImage". On the right is a "Selection" pane with "Show All" and "Hide All" buttons, and a list of objects: "APOSImage" and "Title 1", each with a visibility icon.

Advanced Formats



G4 : *fx* =SUM(C4:F4)

H4 : *fx* =IF(G4>=2500, "Above", "Below")

APOS Sample Sales Report							APOS	
Total Sales by Region								
Region	Date	Apparel	Grocery	Household	Camping	Total Sales	Sales above \$2,500	
East	2020-12-08	\$345.00	\$345,345.00	\$4,534.00	\$6,456.00	\$332,445.00	Above	
South	2020-12-09	\$234.00	\$234.00	\$342.00	\$5,622.00	\$57,754.00	Above	
West	2020-12-10	\$64.00	\$4,456.00	\$35.00	\$24,234.00	\$32,227.00	Above	
West	2020-12-11	\$345.00	\$345,345.00	\$4,534.00	\$6,456.00	\$745,455.00	Above	
North	2020-12-12	\$234.00	\$234.00	\$342.00	\$5,622.00	\$899,676.00	Above	
East	2020-12-13	\$64.00	\$4,456.00	\$35.00	\$24,234.00	\$455.00	Below	
East	2020-12-14	\$345.00	\$345,345.00	\$4,534.00	\$6,456.00	\$3.00	Below	
South	2020-12-15	\$234.00	\$234.00	\$342.00	\$5,622.00	\$66,545.00	Above	

Customer Use Case



European research organization required bursting of a performance report out to end customers on a regular and recurring basis. The data needed to be specific to each customer's operations, and presented in PowerPoint format.

The PPT format report needed to be a clean layout with presentation-ready formatting, as it would be used in regular management update meetings, with a strong focus on Marketing department managers.



SAC Content Distribution - Destinations

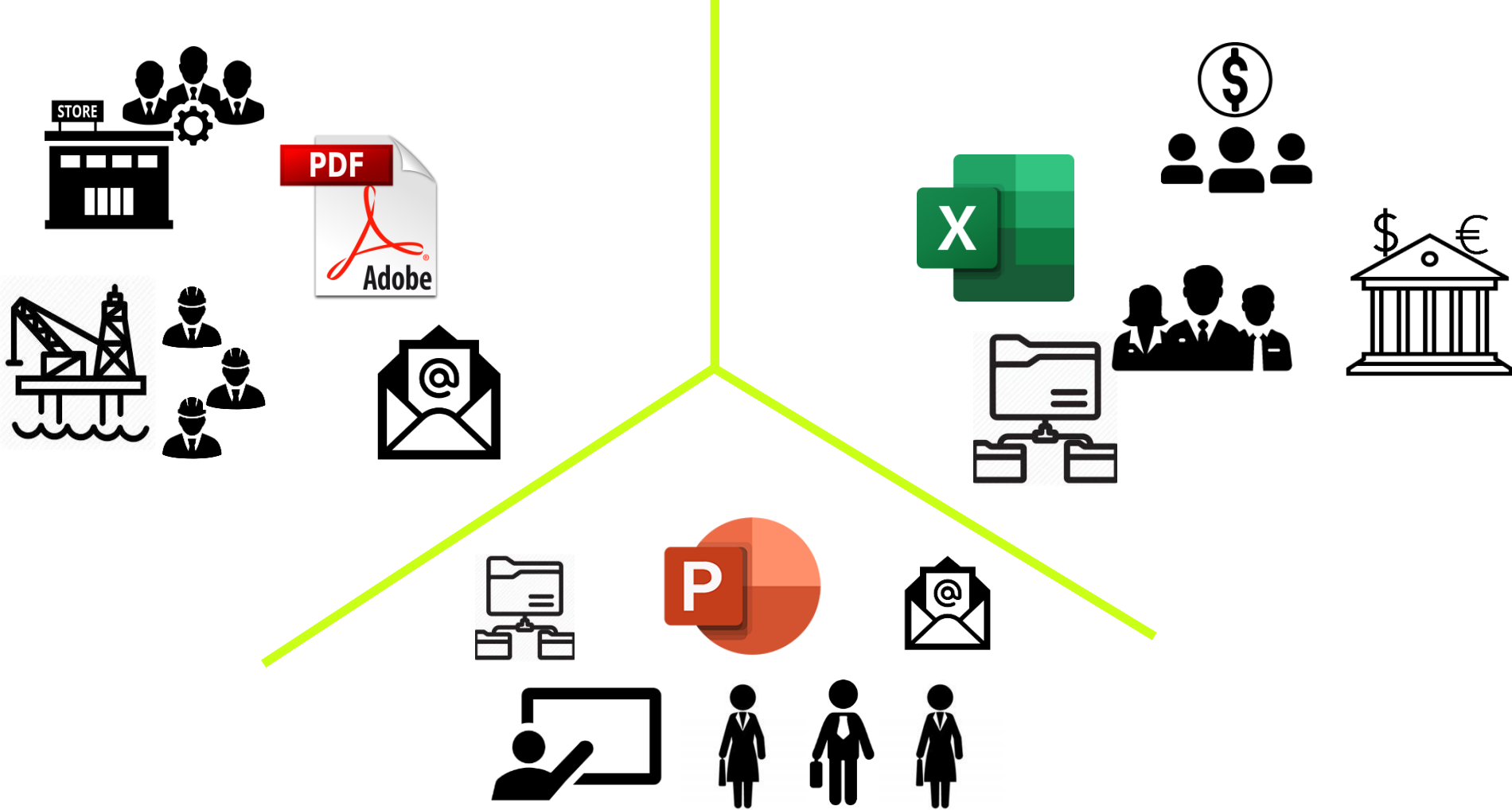


Advanced Destinations

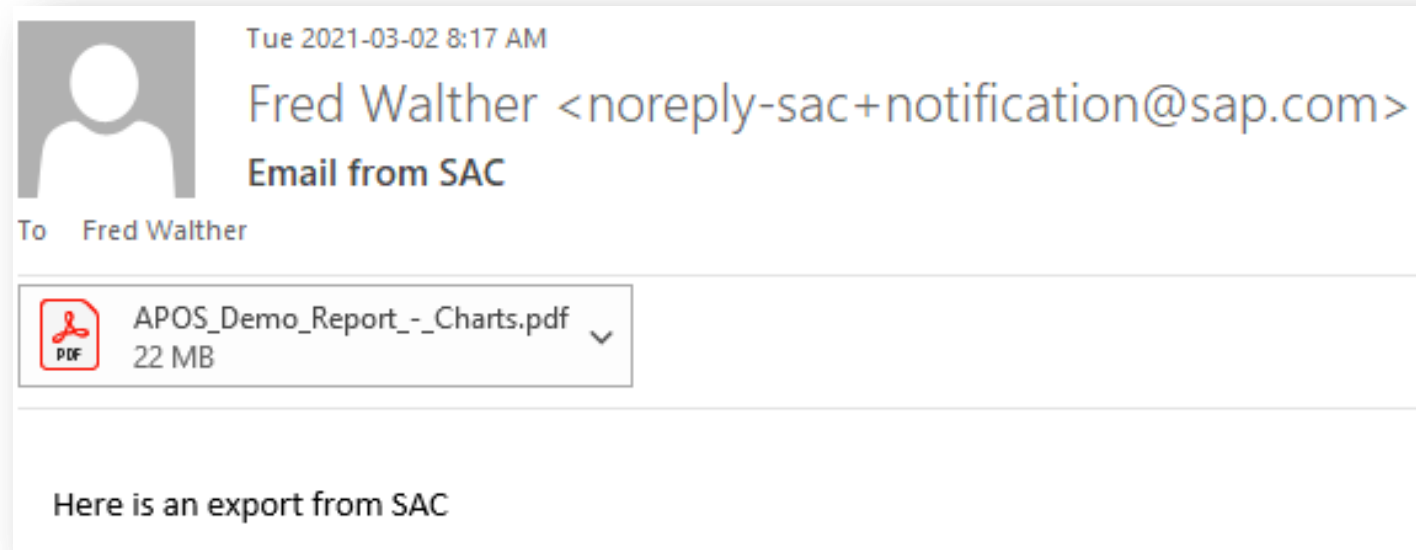
- Different Users need to receive content and access content from different locations



SAC Content Distribution - Destinations



SAC Content Distribution - Destinations



The email that Analytics Cloud sends is simply an attachment.
There is no ability to view the story content directly in the email.

Advanced Destinations



APOS Publisher for Cloud allows you to display the story content directly in the email body.

The screenshot shows an email interface with the following content:

- Sender:** Alan Golding
- Subject:** Sales Reports for 2019
- Attachments:** TestReport.xlsx (1 MB), TestReport.pdf (1 MB), TestReport.ppt (8 MB)
- Body:**
 - Header:** Weekly Sales Reports 2019
 - Text:** The following images were exported from SAP Analytics Cloud using APOS Bursting Manager for Cloud
 - Report Title:** APOS Sample Sales Report
 - Map:** Location (Sales Revenue, Gross Margin) showing a map of the United States with data points. Legend includes South, West, Midwest, New England, Southwest, and Atlantic.
 - Charts:**
 - Sales Revenue per City:** A donut chart with segments for 7.42%, 5.16%, 13.20%, and 31.75%.
 - Quantity Sold per Product:** A bar chart showing Household (466,890.00) and Apparel (389,889.00).
 - Filter by Store:** A list of store IDs from All to ST1053.

Advanced Destinations



Destination

Destination Type: FTP +

File Name Mask: %DATETIMESTAMP%-Sales Summary + Add Datetime Stamp ▾

FTP Path: /downloads/summary_reports +

FTP Host: ftpserver.apos.com +

FTP Port: 21 +

FTP Username: My_ftp_User +

FTP Password: ●●●●●●●●●● +

FTP and FTPS are also available as destination types when more secure delivery is required.

Use Case Scenario



A global capital equipment supplier had a requirement to consolidate multiple SAC Stories to a single document.

They also had a need to send the SAC Stories as embedded body of the email images with nicely formatted HTML. This also allowed them to include a link to pull back users into SAC from the email, hyperlinking the HTML images back to SAC



SAC Content Distribution - Scheduling






Scheduling

- Information needs to be timely
- Processes shouldn't be time consuming for IT



Scheduling



Scheduling

Limited scheduling capability in Analytics Cloud.

Set up and maintained for each story individually.

Has to be combined with Bookmarks in order to send unique content.



Schedule Publication

Share Story by E-mail
With access to SAP Analytics Cloud, you can share a story with users or teams as well as external users.

***Name:**

Start Date:

Recurrence

File Type

***Subject**

Message

Scheduling



The screenshot shows the Windows Task Scheduler application. The left pane displays the 'Task Scheduler Library' with several folders: APOS PublisherforCloud, Apple, Event Viewer Tasks, Microsoft, NCH Software, OfficeSoftwareProtectio, and WPD. The main pane shows a table of tasks.

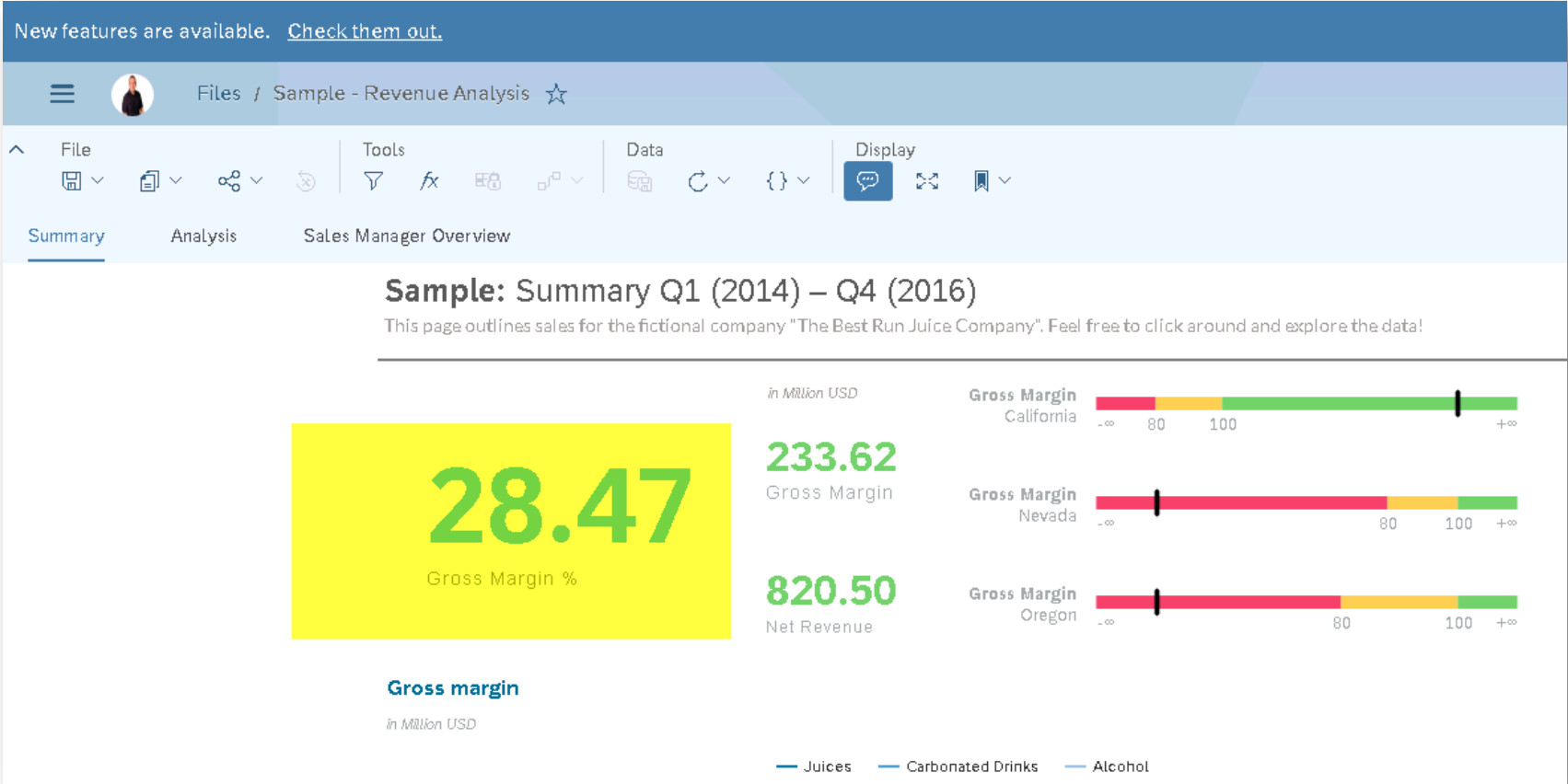
Name	Status	Triggers	Next Run Time	Last Run Time	Last Run Result	Author	Created
Daily Variable Rates	Ready			Never		AG-08R2\Administrator	10/30/2019 8:36:40 AM
Executive Monthly Overview	Ready			Never		AG-08R2\Administrator	10/30/2019 8:38:47 AM
Months End Actuals	Ready			Never		AG-08R2\Administrator	10/30/2019 8:35:42 AM
Quarterly Forecast Story	Ready			Never		AG-08R2\Administrator	10/30/2019 8:37:16 AM
Sales Story Weekly	Ready			Never		AG-08R2\Administrator	10/30/2019 8:35:02 AM

Automate the delivery of your SAC content by scheduling the bursting definition on a recurring basis

Scheduling – Conditional Bursting



SAC Stories sometimes contain critical business KPIs that fluctuate on a regular basis



Scheduling – Conditional Bursting



Connect and monitor the data behind your SAC Stories to conditional burst your content based on certain key KPI thresholds at your discretion

APQS Insight Admin - DB Monitor Alert Setup

Alert Settings

Alert Name:

Database Profile:

Select SQL:

Alert Type Settings | Notification Settings

Alert Runtime

Only Alert During Specified Runtime Window

Runtime Starts: Runtime Ends:

Alert Type

Alert if the specified sql select statement results in a zero record count

Alert if the specified sql select statement results in a record count greater than:

Only alert if the results are different than the previous cycles results

of resulting records to compare:

Alert if the duration of the connection and/or select statement is exceeded:

Alert if the connection to the database takes longer than: milliseconds

Alert if select statement execution takes longer than: minutes

Scheduling – Conditional Bursting



Multiple options for conditional bursting

- Execution of the bursting definition
- Send alerts by email
- Send alerts to 3rd party SNMP systems
- Send alerts to Windows Event Log

APDS Insight Admin - DB Monitor Alert Setup

Alert Settings

Alert Name: SAC_Story_Monitoring_GrossMargin

Database Profile:

Select SQL: `SELECT * FROM Sales_Table WHERE Sales_GrossMarginPercent >= 30.00`

Alert Type Settings | Notification Settings

Notifications

Use Windows EventLog

Use SMTP Notification

SMTP Profile:

Include the following number of records in the email message

Use SNMP Notification

SNMP Profile:

Include the following number of records in the snmp message

Action

Exec Script Profile:

Use Case Scenario



European automotive import and retail organization needed to provide regular reports to their dealer network, with each dealer to receive data for just their operation.

The reports need to be scheduled for weekly execution and distribution, with specific dealers being excluded if defined data conditions exist.



APOS Solutions for SAP Analytics Cloud



APOS Live Data Gateway

- Live Connectivity from SAC to wide range of data sources



APOS Semantic Layer Migrator

- Automated translation of SAP BI Modelling to HANA and Live Data Gateway



APOS Publisher for Cloud

- Bursting and Distribution of SAC content



APOS Insight for Cloud

- Enhanced Monitoring, Auditing and Validation of SAP Analytics Cloud



APOS Solutions for SAP BusinessObjects



APOS Insight

BI System Auditing

- System Inventory
- Security Analysis
- System Usage Analysis
- Report Impact Analysis

BI Report Testing

- Automated Report Testing
- Regression Testing
- Validation of Report Data
- Report Performance Testing

BI System Monitoring

- Advanced System Monitoring
- Operating Environment Monitoring
- Database Monitoring
- Process Monitoring

BI Query Surveillance

- Real-time BI Query Monitoring
- Query Performance Alerting & Auditing
- Query Intervention; Remote Cancelling
- Sensitive Data Audit



APOS Administrator

Object Management

- Bulk Security Management
- Bulk Settings Management
- System Objects Promotion
- Connections Maintenance

Schedule Management

- High-volume schedule management
- Multiple schedule properties editing
- Grid scheduling interface
- Repeatable scheduling templates

Instance Management

- Manage entire instance inventory
- Granular instance search
- Stop, pause, release, reschedule
- Rapid recovery to failed schedules

Web Intelligence Migration

- Bulk conversion of Universes from UNV to UNX
- High-Volume Repoint Web Intelligence reports
- Success validation
- Controlled, project-based workflow

APOS Storage Center



- System Backup
- Content Archiving
- Content Versioning
- Selective Restoration
- Automated System Clean Up

APOS Publisher

- Systematic Content Delivery
- Advanced Document Bursting
- Enhanced Content Distribution
- Security and Encryption
- Statement Generation



Upcoming Events



Simplify Your SAP BusinessObjects Upgrade Migration Execution- *Webinar*

Thursday, March 18th, 2021 at 11am EDT

In a previous webinar, we discussed planning and preparation for upgrading your SAP BI deployment. In this webinar we discuss activities to assist in efficient and effective migration execution, including:

- **Migrating content** – moving reports, universes, users, groups & security settings
- **Simplifying & optimizing** – excluding unused reports, combining similar reports, adjusting BI licensing, converting to UNX universes
- **Securing & protecting** – setting folder security by user group, implementing a content backup & restore strategy
- **Creating validation projects** – implement your test plan



Register at www.apos.com

STAY CONNECTED



LINKEDIN

APOS Systems Inc.



TWITTER

@APOS_Systems

Interested in learning more about SAP Analytics Cloud and Sharing your experience?

JOIN THE SAP ANALYTICS CLOUD GROUP TODAY!



Join easily by searching "SAP Analytics Cloud (SAC)" & Request to Join on LinkedIn!

QUESTIONS?

Please enter your questions in the Q&A panel.



Thank You!

Get in Touch

WEBSITE

www.apos.com

EMAIL ADDRESS

info@apos.com

PHONE NUMBER

(+1) 519 894 2767

